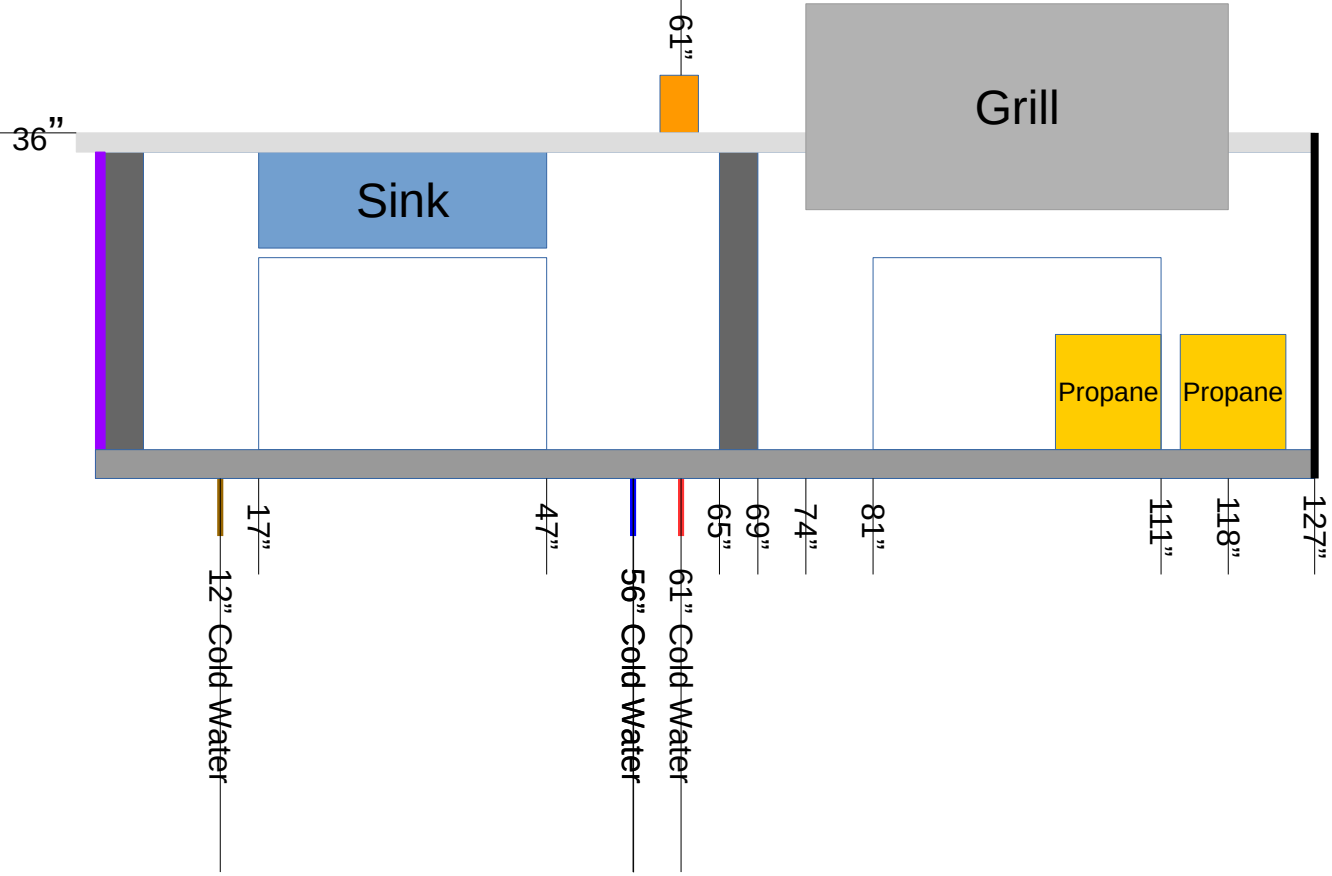

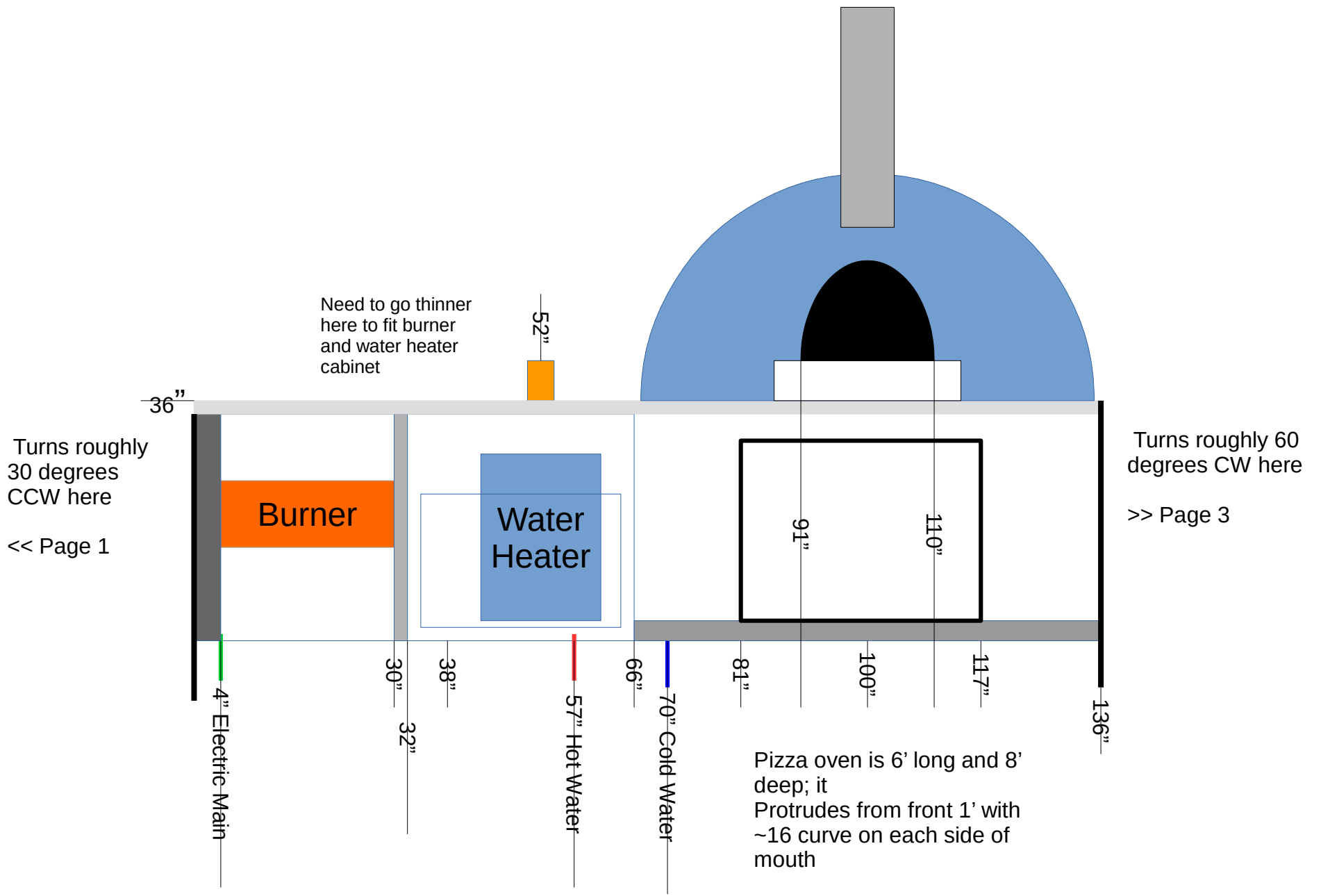


Top View



Turns roughly 30 degrees CW here



Need to go thinner here to fit burner and water heater cabinet

Turns roughly 30 degrees CCW here

<< Page 1

Turns roughly 60 degrees CW here

>> Page 3

4" Electric Main

Burner

Water Heater

57" Hot Water

70" Cold Water

Pizza oven is 6' long and 8' deep; it Protrudes from front 1' with ~16 curve on each side of mouth

36"

52"

30"

38"

32"

66"

91"

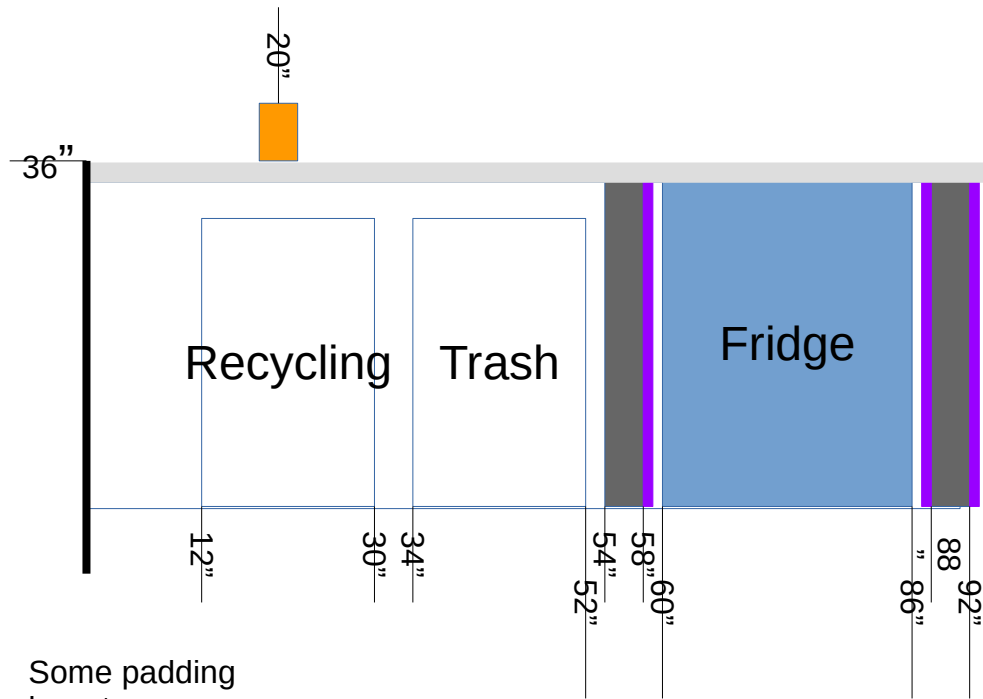
100"

117"

136"

Turns roughly  
60 degrees  
CCW here

<< Page 1



Some padding  
here to  
accomodate  
organic shape  
of pizza oven

## 44" TEC Patio

Opening:

Width: 44 3/4"

Depth: 22 1/16"

Vertical Depth: 6"

Counter Height: 34 1/2"

Needs to rest on a surface

It may not have to be lowered a full 6" but that's probably the cutout for the controls

Needs 1 1/2 diameter hole in back left corner for gas line.

Does not come with a door

*It is not the Sterling version; the Sterling version has a fancier hood*

## 24" Blaze Refrigerator

Cutout:

Width: 24 1/2"

Depth: 24 1/2"

Height: 34 1/2"

Sits on legs

Hoshizaki Alternate fridge is HR24  
Fridge can fit under 34 1/2" if we want shorter, but looks like we don't.

## Twin Eagles TEP24HB-C Power Burner

Cutout/Open Area:

Width: 22"/26"

Depth: 20 1/2"/24"

Vertical Depth: 11 1/2"

Counter Height: 22-28"

Assumes to have a cutout underneath it.

## Delta DHTD18T-B Trash Drawer

Cutout:

Width: 16 1/2"

Depth: 21 1/2"

Height: 24 1/2"

Total:

Width: 18"

Depth: 21 1/2"

Height: 26"

**Wow \$500 for a trash drawer?**

## Kraus KHU-100-32 Sink

Cutout

Width: 30"

Depth: 17"

Total:

Width: 32"

Depth: 19"

Vertical Depth: 10"

**Is this okay outdoors? It is 304  
Stainless Steel**

## Delta DHAD30-C Drawer

Cutout:

Width: 28 1/4"

Height: 19"

Total:

Width: 30"

Height: 20 3/4"

## Reliance 6 20 SOMS K

Cutout:

Diameter: 18"

Height: 25"

19 gallon water heater. 110VAC  
1650W. Requires 13.75A