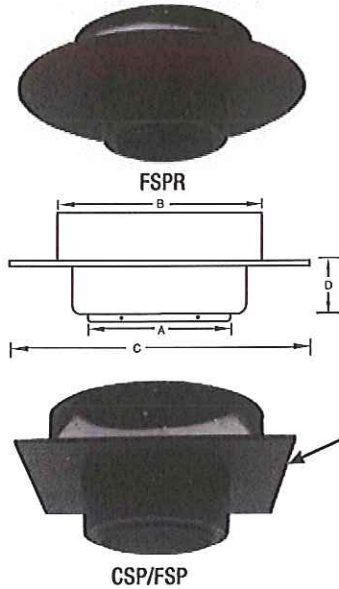


ULTRA-TEMP/GALVA-TEMP SUPPORTS

Ceiling Supports

The Finish Support Package (FSP) is available with a square trim plate in 6", 7" and 8" sizes. The FSPR has a round trim plate and is available in a 6" or 8" size. The Ceiling Support (CSP) in 10" size is unpainted on the back and comes with a square trim plate only. With proper framing, all ceiling supports assure at least 2" minimum clearance to combustibles at the support level and can carry up to 50' of vertical chimney height.

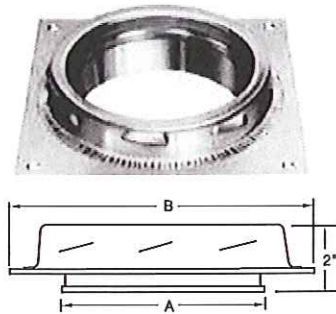


A	B	C	C		D			
O.D.	Framing Dimensions	Sq. Plate Dimensions	Product No.	Part No.	Rnd. Plate Dimensions	Product No.	Part No.	From Ceiling
5 1/4"	11 1/4" x 11 1/4"	-	-	-	17"	205411	5T-CSPR	3 1/2"
6 1/4"	12 1/4" x 12 1/4"	14 1/4"	206410	6T-FSP	19"	206411	6T-FSPR	3 1/2"
7 1/4"	13 1/4" x 13 1/4"	15 1/4"	207410	7T-FSP	21"	-	-	-
8 1/4"	14 1/4" x 14 1/4"	16 1/4"	208410	8T-FSP	22"	208411	8T-FSPR	3 1/2"

Product No.	Part No.	O.D.	Framing Dimensions	Plate Dimensions	From Ceiling
210415	10S-CSP	10 1/4"	16 1/4" x 16 1/4"	18 1/2"	3 1/2"

Anchor Plate

The Anchor Plate provides a secure attachment for the chimney to smoke chamber outlet on masonry fireplaces, reducing footing loads and speeding construction. Stainless steel and heavy gauge steel construction for long life. Retains chimney with a twist-lock connection.



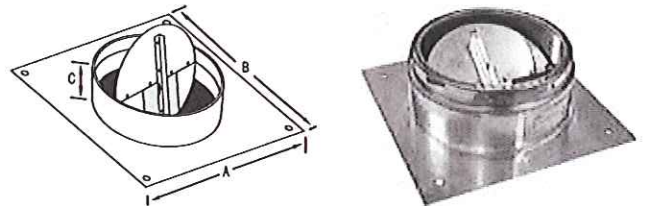
ANCHOR PLATE		A	B
Prod. No.	Part No.		
206400	6T-AP	6"	9 1/4"
207400	7T-AP	7"	10 1/4"
208400	8T-AP	8"	11 1/4"
210400	10S-AP	10"	13 1/4"
212400	12S-AP	12"	15 1/4"
214400	14S-AP	14"	17 1/4"

Anchor Plate with Damper

Now when installing Selkirk's large diameter chimney on a masonry fireplace, you can use our new Anchor Plate with an easy operating, built-in damper.

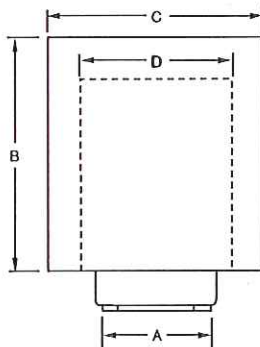
ANCHOR PLATE W/DAMPER

Product No.	Part No.	A	B	C
210404	10S-APD	16"	16"	5 1/2"
212404	12S-APD	18"	18"	5 1/2"
214404	14S-APD	20"	20"	5 1/2"



Support Box / Cathedral Ceiling / Mobile Home Support

The Support Box is intended for use when installing chimney in an A-frame, in a mobile home or in a ceiling under a narrow section of roof. It provides a finished installation at the ceiling level and will support up to 20' of 6", 7" or 8" diameter chimney. The part also provides shielding from insulation when installed in an unoccupied attic space. The Support Box assembly is comprised of a black box designed for installation inside 16" O.C. joists, a cylindrical shield, support bucket, ceiling trim and four screws.



Product No.	Part No.	A	B	C	D
206424	6T-SB	6 1/4"	24"	14 1/4"	10"
207424	7T-SB	7 1/4"	24"	14 1/4"	11"
208424	8T-SB	8 1/4"	24"	14 1/4"	12"

Note: Add SUSI to this part for increased performance and safety. (See Pg. 11)

ULTRA-TEMP/GALVA-TEMP CHIMNEY LENGTHS

CHIMNEY PARTS GUIDE

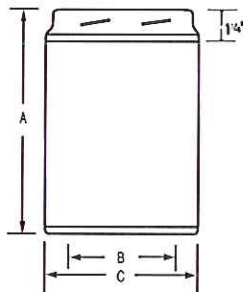
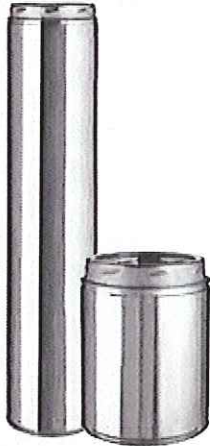
The following section offers pictorial references, specifications and a brief description of major components to aid in the design of an Ultra-Temp - Type HT, Galva-Temp - Type HT, Ultra-Temp and Galva-Temp Chimney System.



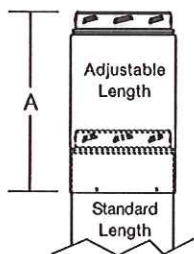
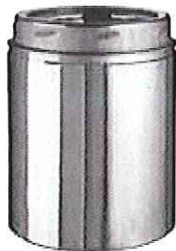
Insulated Lengths

ULTRA-TEMP®

Stainless steel inner and outer pipe



Note:
All insulated pipe lengths are furnished with a Locking Band.



ULTRA-TEMP - TYPE HT

Size	Product No.	Part No.	A	B	C
5"	205006U	5UT-6	6"	5"	7"
	205009U	5UT-9	9"	5"	7"
	205012U	5UT-12	12"	5"	7"
	205018U	5UT-18	18"	5"	7"
	205036U	5UT-36	36"	5"	7"

ULTRA-TEMP - TYPE HT

Size	Product No.	Part No.	A	B	C
6"	206006U	6UT-6	6"	6"	8"
	206009U	6UT-9	9"	6"	8"
	206012U	6UT-12	12"	6"	8"
	206018U	6UT-18	18"	6"	8"
	206024U	6UT-24	24"	6"	8"
	206036U	6UT-36	36"	6"	8"
	206148U	6UT-48	48"	6"	8"

ULTRA-TEMP - TYPE HT

Size	Product No.	Part No.	A	B	C
7"	207006U	7UT-6	6"	7"	9"
	207009U	7UT-9	9"	7"	9"
	207012U	7UT-12	12"	7"	9"
	207018U	7UT-18	18"	7"	9"
	207024U	7UT-24	24"	7"	9"
	207036U	7UT-36	36"	7"	9"
	207148U	7UT-48	48"	7"	9"

ULTRA-TEMP ADJUSTABLE LENGTH

The adjustable length is adjustable from 2" to 9.5" installed. The most common applications for the adjustable length are in offset applications.

Product No.	Part No.	A
205011U	5UT-11AJ	12"
206011U	6UT-11AJ	12"
207011U	7UT-11AJ	12"
208011U	8UT-11AJ	12"

Note:
Adjustable lengths must be installed above a fixed length - they cannot be installed immediately above a support, tee or elbow.

ULTRA-TEMP - TYPE HT

Size	Product No.	Part No.	A	B	C
8"	208006U	8UT-6	6"	8"	10"
	208009U	8UT-9	9"	8"	10"
	208012U	8UT-12	12"	8"	10"
	208018U	8UT-18	18"	8"	10"
	208024U	8UT-24	24"	8"	10"
	208036U	8UT-36	36"	8"	10"
	208148U	8UT-48	48"	8"	10"

ULTRA-TEMP

Size	Product No.	Part No.	A	B	C
10"	210006U	10U-6	6"	10"	12"
	210009U	10U-9	9"	10"	12"
	210012U	10U-12	12"	10"	12"
	210018U	10U-18	18"	10"	12"
	210024U	10U-24	24"	10"	12"
	210036U	10U-36	36"	10"	12"

ULTRA-TEMP

Size	Product No.	Part No.	A	B	C
12"	212006U	12U-6	6"	12"	14"
	212009U	12U-9	9"	12"	14"
	212012U	12U-12	12"	12"	14"
	212018U	12U-18	18"	12"	14"
	212024U	12U-24	24"	12"	14"
	212036U	12U-36	36"	12"	14"

ULTRA-TEMP

Size	Product No.	Part No.	A	B	C
14"	214006U	14U-6	6"	14"	16"
	214009U	14U-9	9"	14"	16"
	214012U	14U-12	12"	14"	16"
	214018U	14U-18	18"	14"	16"
	214024U	14U-24	24"	14"	16"
	214036U	14U-36	36"	14"	16"



LOCKING BAND

Product No.	Part No.
205450	5T-LB
206450	6T-LB
207450	7T-LB
208450	8T-LB
210450	10S-LB
212450	12S-LB
214450	14S-LB

Note:
Locking Bands are pre-assembled with captured nut and screw.

For the length selector chart or other additional information, visit www.selkirkcorp.com

1.800.992.VENT (8368) • Fax Orders Toll Free 1.877.393.4145