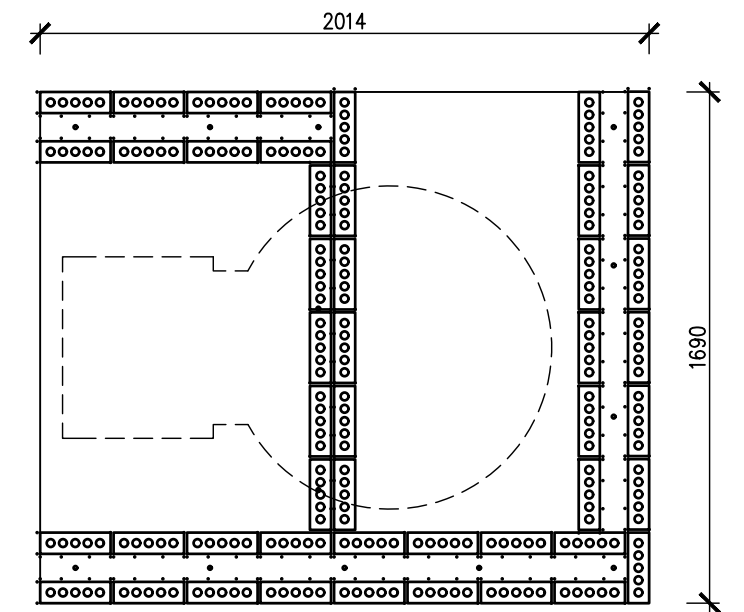
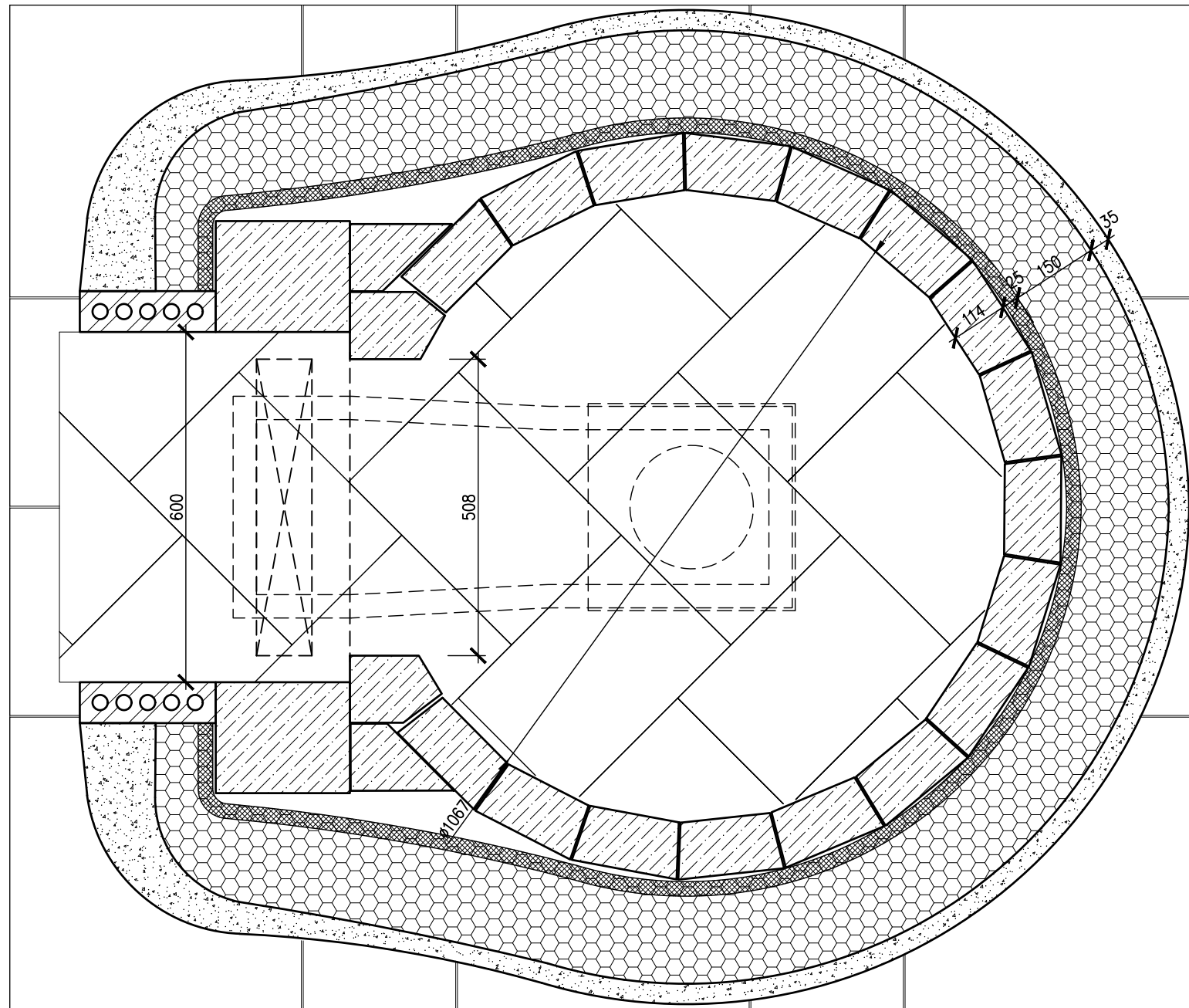


FORNO BRAVO POMPEII 'HIGH VAULT' DESIGN WITH 42" DIA. DOME, 21" DOME HEIGHT, 20" WIDE x 12.5" HIGH DOOR OPENING WITH 8" FLUE



OVEN PLAN
SCALE @ A3: 1:10

BASE PLAN
SCALE @ A3: 1:25

ALL DIMENSIONS & LEVELS ARE TO BE VERIFIED ON SITE BY CONTRACTOR AND/OR SUBCONTRACTORS BEFORE COMMENCING WORK AND/OR SHOP DWGS. SHOP DRAWINGS MUST BE SUBMITTED TO OUR OFFICE FOR COMMENT PRIOR TO MANUFACTURE. FIGURED DIMENSIONS ARE TO BE FOLLOWED IN PREFERENCE TO SCALING. DISCREPANCIES BETWEEN DWGS & SPECIFICATION TO BE POINTED OUT PRIOR TO COMMENCING WORK. COPYRIGHT RESERVED. TIMELESS ARCHITECTURE'S DESIGNS, CALCULATIONS, CAD FILES, DRAWINGS & DOCUMENTS ARE SUBJECT TO COPYRIGHT. ANY ATTEMPT OR ACTUAL USE, ALTERATION, REPRODUCTION, WHOLLY OR IN PART, WITHOUT PRIOR WRITTEN CONSENT WILL RESULT IN COURT PROCEEDINGS.



TIMELESS ARCHITECTURE
OFFICE ADDRESS: 221 HIGH STREET, SOLWAY, MASTERTON
MAIL ADDRESS: 30 KIBBLEWHITE ROAD, MASTERTON, 5810
PHONE: +64(0)6 304 8844 MOBILE: +64(0)27 553 7979
E: mark@markjerling.com www.markjerling.com



CHECK THAT THIS IS THE LATEST REVISION OF THIS DRAWING
NO. REVISION DESCRIPTION: DATE
A FIRST ISSUE 04-11-2020

PROJECT DESCRIPTION:
PROPOSED PIZZA OVEN

DRAWING DESCRIPTION:
PROPOSED PIZZA OVEN

KEY INITIALS: DATE:
DESIGNED: MJJ 10-08-2020
DRAWN: MJJ 04-11-2020
CHECKED:
APPROVED:

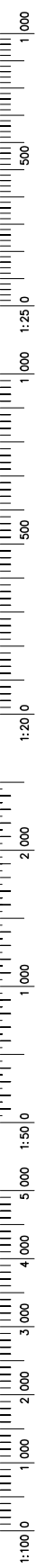
SCALE @ A1: 1:5, 1:12.5
SCALE @ A3: 1:10, 1:25
WHEN REQUESTING INFORMATION, PLEASE QUOTE THIS REF.
DWG NAME: T15005-1.dwg

DRAWING ISSUE STAMP:
DRAFT

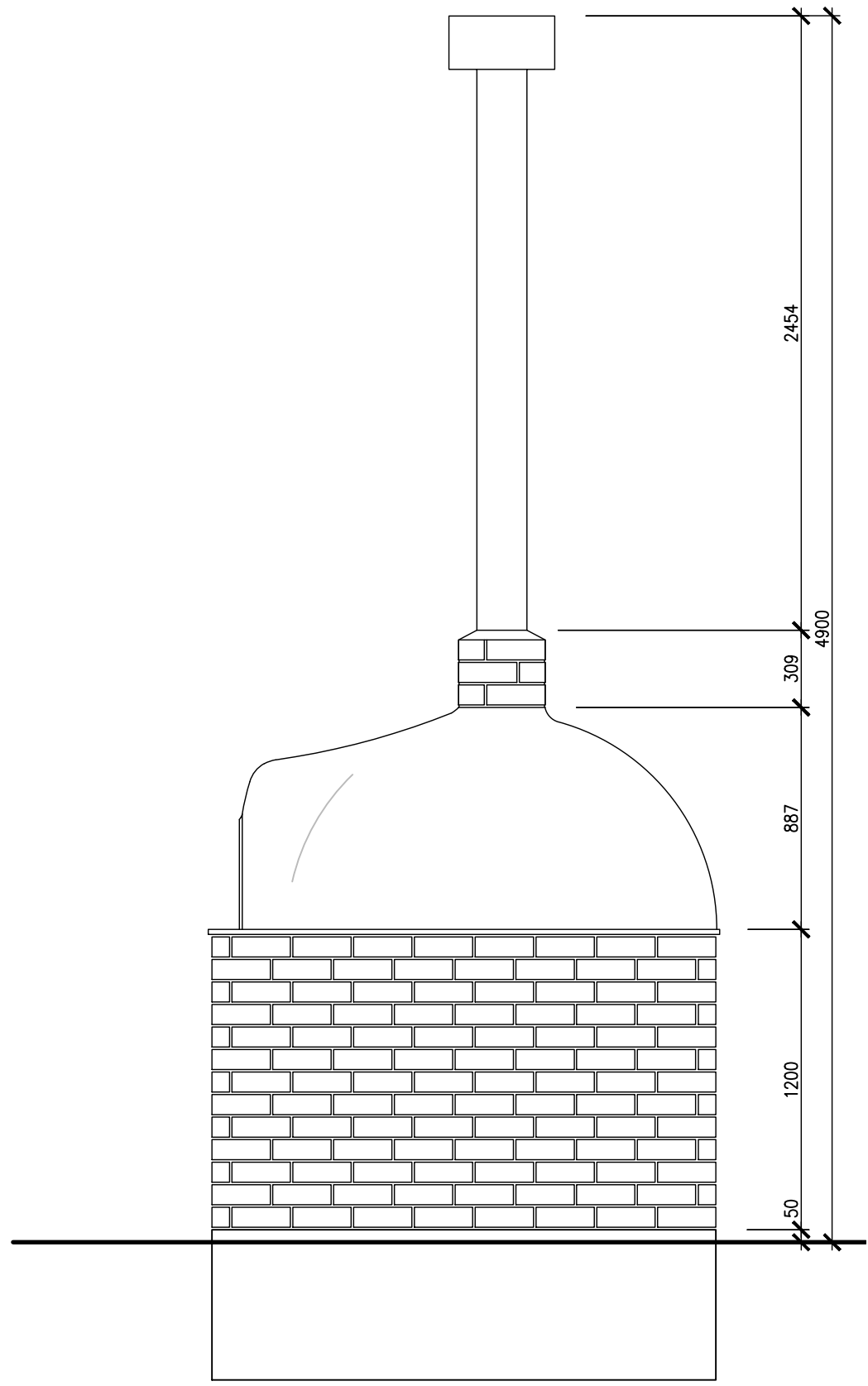
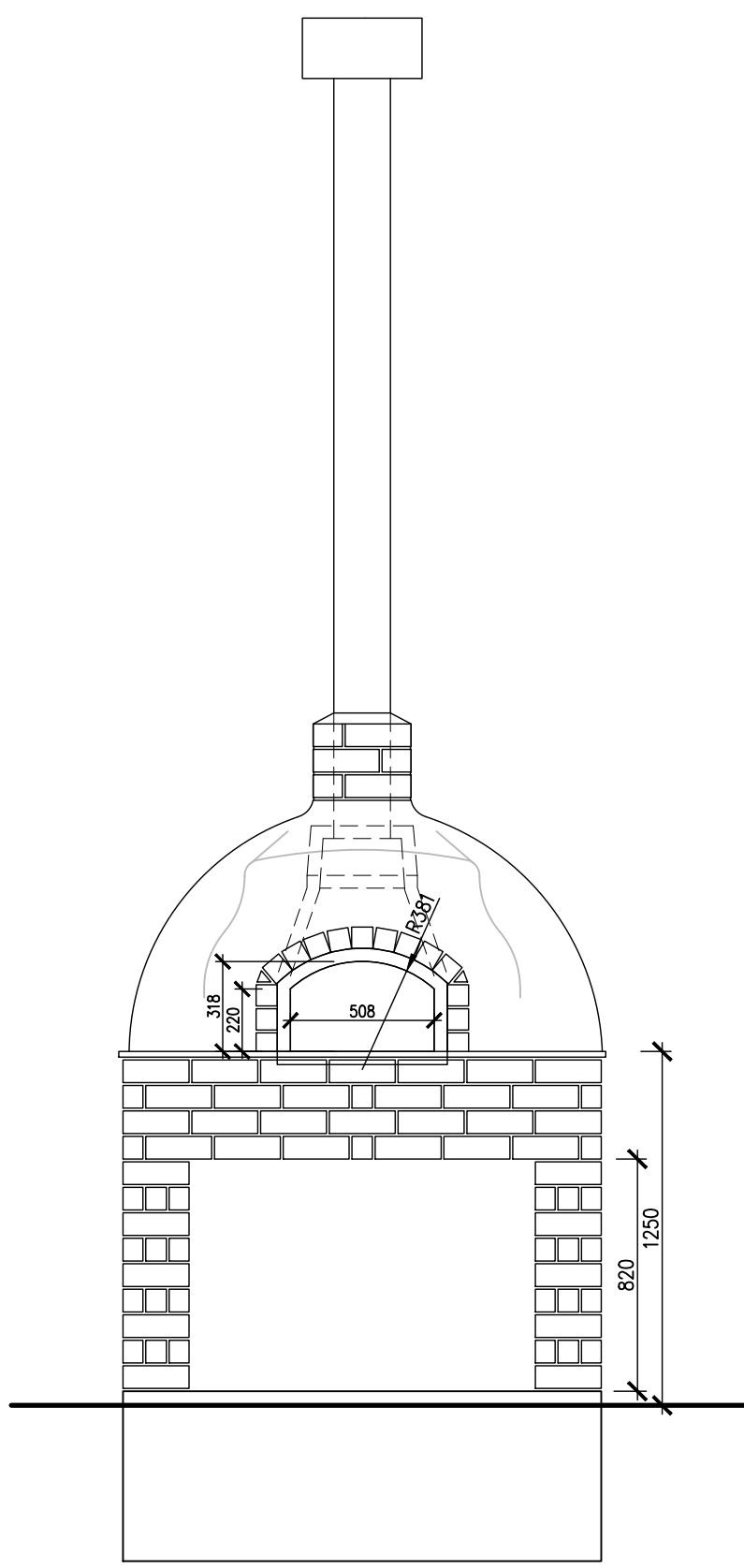
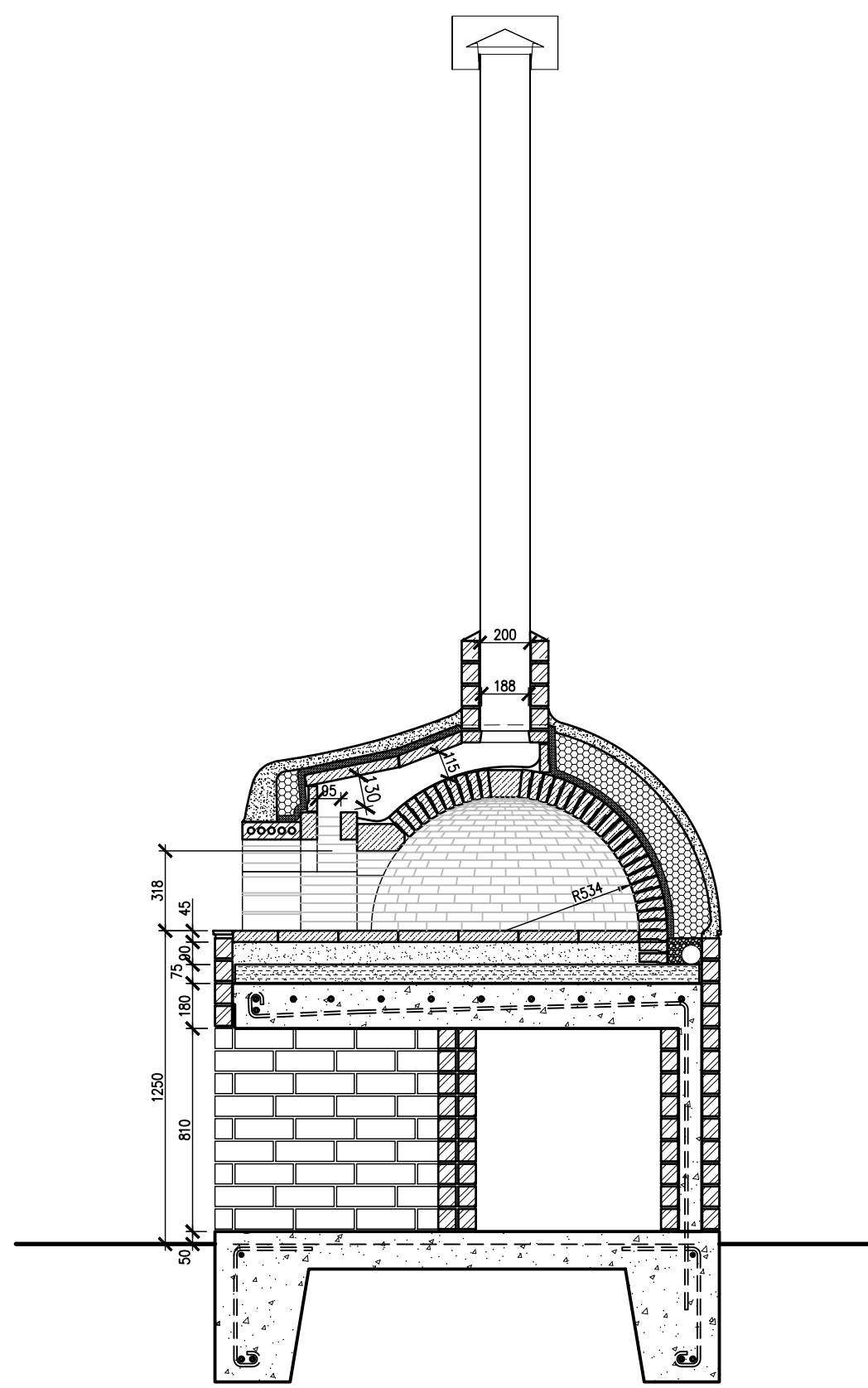
PROJECT NUMBER: DRAWING NUMBER:
T15005 -11 -A

LOT NO: DP NO:
TITLE NO:

TERRITORIAL AUTHORITY:
LAND DISTRICT:



1:1000
1:2500
1:5000
1:10000
1:20000
1:50000
1:100000
1:200000
1:500000
1:1000000



ALL DIMENSIONS & LEVELS ARE TO BE VERIFIED ON SITE BY CONTRACTOR AND/OR SUBCONTRACTORS BEFORE COMMENCING WORK AND/OR SHOP DWGS. SHOP DRAWINGS MUST BE SUBMITTED TO OUR OFFICE FOR COMMENT PRIOR TO MANUFACTURE. FIGURED DIMENSIONS ARE TO BE FOLLOWED IN PREFERENCE TO SCALING. DISCREPANCIES BETWEEN DWGS & SPECIFICATION TO BE POINTED OUT PRIOR TO COMMENCING WORK. COPYRIGHT RESERVED. TIMELESS ARCHITECTURE'S DESIGNS, CALCULATIONS, CAD FILES, DRAWINGS & DOCUMENTS ARE SUBJECT TO COPYRIGHT. ANY ATTEMPT OR ACTUAL USE, ALTERATION, REPRODUCTION, WHOLLY OR IN PART, WITHOUT PRIOR WRITTEN CONSENT WILL RESULT IN COURT PROCEEDINGS.

Timeless
architecture

TIMELESS ARCHITECTURE
OFFICE ADDRESS: 221 HIGH STREET, SOLWAY, MASTERTON
MAIL ADDRESS: 30 KIBBLEWHITE ROAD, MASTERTON, 5810
PHONE: +64(0)6 304 8844 MOBILE: +64(0)27 553 7979
E: mark@markjerling.com www.markjerling.com



CLIENT:

CHECK THAT THIS IS THE LATEST REVISION OF THIS DRAWING
NO. REVISION DESCRIPTION: DATE
A FIRST ISSUE 04-11-2020

PROJECT DESCRIPTION:
DRAWING DESCRIPTION:
TERRITORIAL AUTHORITY:
LAND DISTRICT:
LOT NO:
DP NO:
TITLE NO:

DRAWING DESCRIPTION:
PROPOSED PIZZA OVEN
TERRITORIAL AUTHORITY:
LAND DISTRICT:

KEY
DESIGNED: **MJJ**
DRAWN: **MJJ**
CHECKED:
APPROVED:
DRAWING ISSUE STAMP:
DRAFT

INITIALS:
DATE:
SCALE @ A1: **1:12.5**
SCALE @ A3: **1:25**
WHEN REQUESTING INFORMATION, PLEASE QUOTE THIS REF.
DWG NAME: **T15005-1.dwg**
PROJECT NUMBER: **T15005**
DRAWING NUMBER: **-11 -A**

REVISION: